

BALLAST

~~3500 - 4500 - 6000 - 7500~~
9000 - 11000 - 13500

Technical catalogue
Catalogo tecnico
Technischer Katalog



Battioni®
Pagani

Setting the pace since 1953

Battioni Pagani Pompe S.p.A.

Via Enzo Ferrari, 2
43058 Sorbolo (PR) - Italy

Ph. +39 0521 663203

Fax +39 0521 663206



www.bapag.it
info@bapag.it





**Battioni®
Pagani**

Setting the pace since 1953

Kit Aluminum Final Air Filter

Kit filtro aria alluminio
Saugfilter Satz

Predisposition for overpressure valve


Predisposizione per valvola di sovrappressione
Vorbereitung für Überdruckventil

Forced lubrication pump as standard (automatic lubrication on request)

Pompa di lubrificazione forzata di serie (lubrificazione automatica a richiesta)
Druckschmierung als Serie (Automatische Schmierung auf Anfrage)

Temperature indicator


Rilevatore di temperatura
Temperaturdedektor



160° C Irreversible indicator

Indicatore Irreversibile 160° C
irreversibel Anzeiger 160° C

Nr. 8 Long Life Blades as standard
Heat-resistant blades of special material as standard
Nr.8 Palette "long life" resistenti al calore di serie
Nr. 8 Hitzebeständigen Lamellen aus Spezialmaterial als Serie

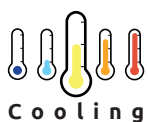


Extend Oil level indicator

Indicatore livello olio esterno
Ölstandsanzeige

Air injection cooling

Iniezione aria di raffreddamento
Injektion der Luftkühlung



**AIR INJECTION
COOLED - ROTARY
VANES VACUUM/
PRESSURE PUMP**



3500 - 4500 - 6000 - 7500 - 9000 - 11000 - 13500

● **Selector vacuum - pressure**
Selettore Vuoto - Pressione
Wähler von Vakuum/Druck



● **CRASH PROTECTION SYSTEM**

Sliding Flanges to avoid breakages of the body and rotor during vanes crashes

Flange con asole di scorrimento in caso di ingresso materiale o rottura palette
Flansche mit Slotsblättern falls Materialschmierung oder Palettenbruch



Flange-housing alignment control

Tacca di allineamento flangia - corpo
Ausrichtmarke der Flanschgehäuse

● **Blades inspection hole**


Foro ispezione palette
Bohrung für Lamellen Prüfung

Vanes inspection hole with max wearing indicator

Tacca per rilevamento usura palette
Ausrichtmarke für die Abnutzung der Palette



● **Compression and thrust rings for bearings**
Anello di compensazione
Ausgleichsring



VERSIONS



BALLAST - M/MA



BALLAST - P




BALLAST - D



BALLAST - H

Air injection cooled -
Rotary Vanes Vacuum/
Pressure pump

Discover the
Air injection System



The picture is only for informative purpose.
See the table on page 81 for the complete list of the available optionals.



BALLAST

3500 - 4500 - 6000 - 7500

BALLAST – Built to last

The BALLAST pump represents a technology breakthrough resulted from a major joint effort in product development and innovative design processes.

The BALLAST features the **Crash Protection System**: a sliding flanges protection mechanism that prevents the housing or rotor to break of in case of vanes crash. The pump is easily repairable inexpensively in field. The BALLAST II pump is equipped with the latest automatic **air injection cooling system** to enable continuous operation at 70% range of vacuum.

The BALLAST is the ideal pump for heavy duty applications.



STANDARD FEATURES

- Long Life Blades, Crash Protection System, forced lubrication, external oil level indicator, side outlets, exhaust elbows, 4-ways valve, check valve
- Thread for Overpressure valve: G 1"1/2
- Available hoses connections: Ø 45 mm / Ø 60 mm / Ø 76 mm (3") / Ø 80 mm


VERSIONS

CCW as standard




Version M
Splined shaft
1"3/8 - Z6 ISO 500

CCW on request CW as standard




Version P
Smooth Cylindrical shaft,
Ø 32, lenght 63 mm
Parallel key UNI 6604

CCW as standard



Version D
Splined shaft
1"3/8 - Z6 ISO 500

CW as standard



Version H
BALLAST 3500: Group 3 26.7 cc/rev - Pmax 280 bar - In G 1" - Out G 3/4"
BALLAST 4500: Group 3.5 43.98 cc/rev - Pmax 250 bar - In G 1" - Out G 1"
BALLAST 6000: Group 3.5 43.98 cc/rev - Pmax 250 bar - In G 1" - Out G 1"
BALLAST 7500: Group 3.5 51.83 cc/rev - Pmax 230 bar - In G 1" - Out G 1"

TECHNICAL DATA

	Geometrical capacity			Max rpm		Max abs pressure Bar/PSI	Max vacuum % (inHg)	Max continuous vacuum % (inHg)	Power at max vacuum kW (HP)	Weight kg			
	m ³ /h	l/min	cfm	M	P/D/H					M	P	D	H
BALLAST 3500	217,3	3621	128	540	1400	2,5 (36)	92% (27,2")	70% (21")	8 (10,7)	101	86	87	88
BALLAST 4500	275,6	4593	162	540	1400	2,5 (36)	92% (27,2")	70% (21")	10 (13,4)	111	96	97	98
BALLAST 6000	371,0	6183	218	540	1400	2,5 (36)	94% (28,0")	70% (21")	12 (16,1)	126	111	112	113
BALLAST 7500	455,8	7596	268	540	1400	2,5 (36)	94% (28,0")	70% (21")	14 (18,8)	144	129	130	131

OPTIONALS



Automatic Lubrication
Double lubrication points



EN 707 Lever
Code 6080200299



Hydraulic Changeover
Code 6080200303



Pneumatic Revolving Changeover
Code 6080200302



Battioni Vacuum Pump Oil
Code 5070200100




Customized Painting



ACCESSORIES


Air injection cooled -
Rotary Vanes Vacuum/
Pressure pump

01




**Vacuum Relief Valve
1"1/2**
Code 5100200012
Setting range:
-0,3 bar / -0,8 bar
Working temperature:
-20°C / +90°C
Thread: G 1"1/2
Weight: 0,65 kg

02




**Overpressure Safety
Valve - 1"1/2**
Code 5100200010
Setting range:
+0,3 bar / +1,5 bar
Working temperature:
-20°C / +90°C
Thread: G 1"1/2
Weight: 1,02 kg



Tank with side pipe

06




Filter - Silencer
Code 5090000083
MEC 3500-4500
Code 5090000044
MEC 6000-7500
Hose connection:
Ø 60-80 mm
Weight: 4-7 kg

04A



Rain Cap
Code 5090000060
MEC 3500-4500
Code 5090000061
MEC 6000-7500
Weight: 0,3/0,4 kg

04B



Pre-Filter
Code 5090000045
MEC 3500-4500
Code 5090000046
MEC 6000-7500
Weight: 0,6/1,1 kg

03




**Primary Overflow
Valve - Single Rubber
Ball**
Code 6100200006 - Ø 45
Code 6100200007 - Ø 60
Code 6100200008 - Ø 80
Iron ring to be welded
Weight: 4,7/9,6 kg

05



**Secondary Valve -
Single Rubber Ball**
Code 6100200003 - Ø 45
Code 6100200004 - Ø 60
Code 6100200005 - Ø 80
Weight: 18,5/20,5 kg

05A



Discharge Valve - 3/4"
Code 5040200006
To be fitted on Secondary
valve

05B



**Gauge - Ø 80 mm Axial
Connection**
Code 5101700007
To be fitted on Secondary
valve

BALLAST – Built to last

The BALLAST pump represents a technology breakthrough resulted from a major joint effort in product development and innovative design processes.

The BALLAST features the **Crash Protection System**: a sliding flanges protection mechanism that prevents the housing or rotor to break of in case of vanes crash. The pump is easily repairable inexpensively in field. The BALLAST II pump is equipped with the latest automatic **air injection cooling system** to enable continuous operation at 70% range of vacuum.

The BALLAST is the ideal pump for heavy duty applications.




STANDARD FEATURES

- Long Life Blades, Crash Protection System, forced lubrication, external oil level indicator, side outlets, exhaust elbows, 4-ways valve, check valve
- Thread for Overpressure valve: G 2"
- Available hoses connections: Ø 76 mm (3") / Ø 80 mm / Ø 100 mm (4")

VERSIONS


CCW as standard



Version M - MA

Splined shaft
1"3/8 - Z6 ISO 500

CCW on request CW as standard



Version P

Smooth Cylindrical shaft,
Ø 32, lenght 63 mm
Parallel key UNI 6604


CCW as standard



Version D

Splined shaft
1"3/8 - Z6 ISO 500

CW as standard



Version H

MEC 9000: Group 3.5 51.83 cc/rev - Pmax 230 bar - In G 1" - Out G 1"
MEC 11000: Group 3.5 73.82 cc/rev - Pmax 180 bar - In G 1" - Out G 1"1/4
MEC 13500: Group 4 86.56 cc/rev - Pmax 280 bar - In G 1"1/4 - Out G 1"1/2

TECHNICAL DATA

	Geometrical capacity			Max rpm			Max abs pressure Bar/PSI	Max vacuum % (inHg)	Max continuous vacuum % (inHg)	Power at max vacuum kW (HP)	Weight kg			
	m³/h	l/min	cfm	M	MA	P/D/H					M/MA	P	D	H
BALLAST 9000	541,8	9030	319	600	1000	1400	2,5 (36)	95% (28,5")	70% (21")	17 (22,8)	145	131	132	140
BALLAST 11000	668,22	11137	393	600	1000	1400	2,5 (36)	95% (28,5")	70% (21")	21 (28,2)	160	146	147	155
BALLAST 13500	830,7	13845	489	600	1000	1400	2,5 (36)	95% (28,5")	70% (21")	25 (33,5)	178	164	165	173

OPTIONALS



Automatic Lubrication
Double lubrication points



Kit Aluminum Final Air Filter 1300
Code 6080200290



Side Outlet With Two Revolving Elbows



Double Outlet
Ø 80 mm



Kit Vacuum Relief Valve For Revolving Elbow
Code 6080200181



Extra Side Tank
Code 6080200304 (LA)
Code 6080200310 (LF)



EN 707 Lever
Code 6080200173



Hydraulic Changeover
Code 6080200176



Hydraulic Revolving Changeover
Code 509000078



Pneumatic Revolving Changeover
Code 6080200238



Pneumatic Revolving Changeover - 3 Positions
Code 6080200293



Customized Painting




ACCESSORIES

Air injection cooled -
Rotary Vanes Vacuum/
Pressure pump

01

**Vacuum Relief Valve
1 1/2"**


Code 5100200012
Setting range:
-0,3 bar / -0,8 bar
Working temperature:
-20°C / +90°C
Thread: G 1 1/2
Weight: 0,65 kg



02

**Overpressure Safety
Valve - 2"**

Code 5100200011
Setting range:
+0,3 bar / +1,5 bar
Working temperature:
-20°C / +90°C
Thread: G 2"
Weight: 1,02 kg



06

Filter - Silencer

Code 5090000025
BALLAST 9000-11000
Code 5090000026
BALLAST 13500
Hose connection:
Ø 80/100 mm
Weight: 9,5/13 kg



04A

Rain Cap


Code 5090000061
BALLAST 9000-11000
Code 5090000062
BALLAST 13500
Weight: 0,4 kg



04B

Pre-Filter

Code 5090000046
BALLAST 9000-11000
Code 5090000047
BALLAST 13500





Tank with side pipe

03A

**Primary Overflow
Valve - Two Balls**


Code 6100200030 - Ø 76
Code 6100200025 - Ø 80
Code 6100200026 - Ø 100
Iron ring to be welded
Weight: 13,9/14,0 kg



03B

**Primary Overflow
Valve - One SS Ball**


Code 6100200027 -
Ø 80 SS
Code 6100200028 -
Ø 100SS
Ball material: AISI 316
Iron ring to be welded



05

**Secondary Valve - Two
Balls**


Code 6100200035 - Ø 76
Code 6100200021 - Ø 80
Code 6100200022 - Ø 100
Weight: 35,6/20,5 kg



05A

Discharge Valve - 1"

Code 5040200014
To be fitted on Secondary
valve



05B

**Gauge - Ø 80 mm Axial
Connection**

Code 5101700007
To be fitted on Secondary
valve

